

Scaled data based on original data using
LM-79-08 Approved Method: Electrical and Photometric Measurements of Solid-
State Lighting Products

Test Report Prepared for
Cooper Lighting Solutions
(formerly Eaton)

Brand: INVUE

Report Number: P677048

Luminaire Tested: **CCW-SA-2E-830-U-SL3-HSS**

Issue Date: 04/25/2023



Test Information

Test Method: LM-79-08
Report Number: P677048
Test Lab: INNOVATION CENTER(G1)
Issue Date: 04/25/2023
Manufacturer: COOPER LIGHTING SOLUTIONS (FORMERLY EATON)
Product Line: INVUE
Catalog Number: CCW-SA-2E-830-U-SL3-HSS
Description: INVUE CLEAR CURVE Wall Pack MOUNT Light Square Luminaire @1050mA w/
SL3 distribution lens and House Side Shield
Light Source: (32) 3000K CCT, 80 CRI LEDs
Ballast/Driver: ELECTRONIC DRIVER

Summary

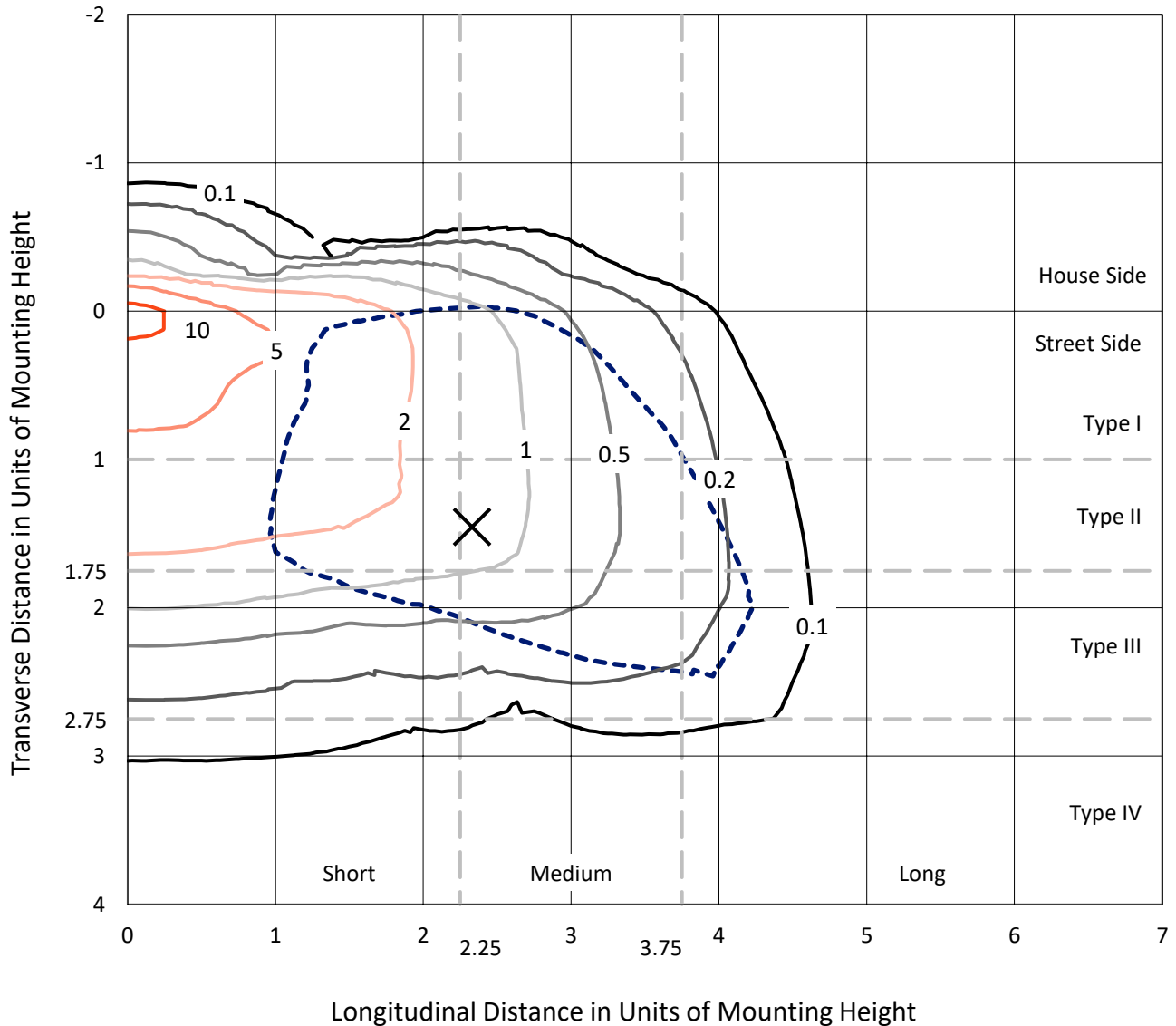
Lumens per Lamp: N/A
Luminaire Lumens: 8977.9 lumens
Efficiency: N/A
Efficacy: 84.2 lumens/watt
Luminous Opening: Rectangular (W 1' x L: 1' x H: 0')
IES Classification: Type III - Medium
BUG Rating: B1 - U0 - G2

Input Watts (W): 106.6
Input Voltage (V): 120
Input Current (A_{in}): NR
Voltage Rise (V): NR
Power Factor: NR
Total Harmonic Distortion (THDi): NR
Frequency (hertz): 60
Stabilization Time: NR
Operation Time: NR
Ambient Temperature (°C): NR
Test Distance: 25 FT

REPORT NUMBER: P677048
 CATALOG NUMBER: CCW-SA-2E-830-U-SL3-HSS

Iso-Footcandle Lines of Horizontal Illumination

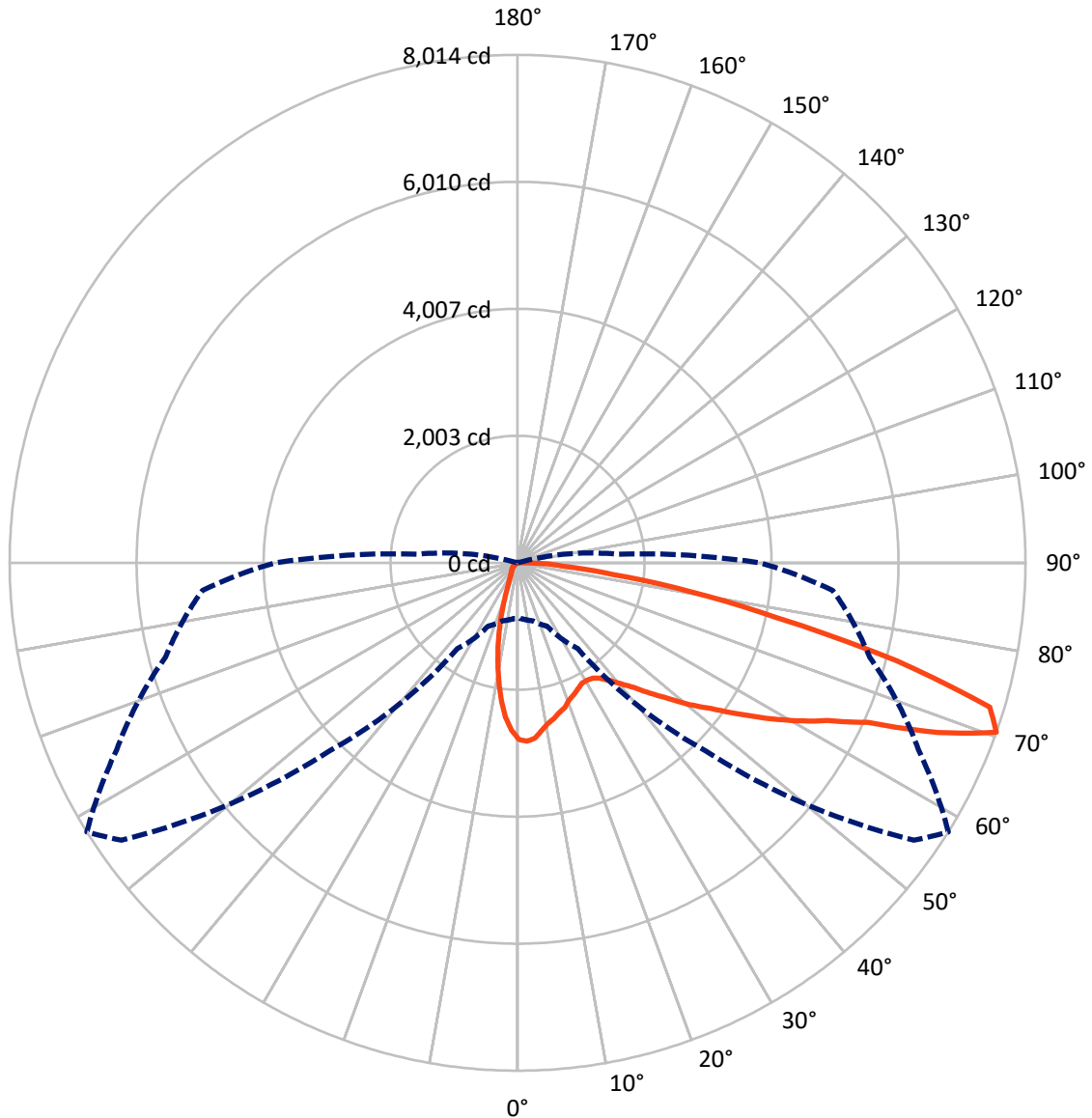
× Max cd
 - - - 1/2 Max cd



Based on 15 foot mounting height. Maximum calculated value = 12.4 fc
 Type III - Medium - N/A

REPORT NUMBER: P677048
CATALOG NUMBER: CCW-SA-2E-830-U-SL3-HSS

Luminous Intensity Polar Plot



— Vertical Plane Through 58-Deg Lateral - - - Horizontal Cone Through 70-Deg Vertical

REPORT NUMBER: P677048
 CATALOG NUMBER: CCW-SA-2E-830-U-SL3-HSS

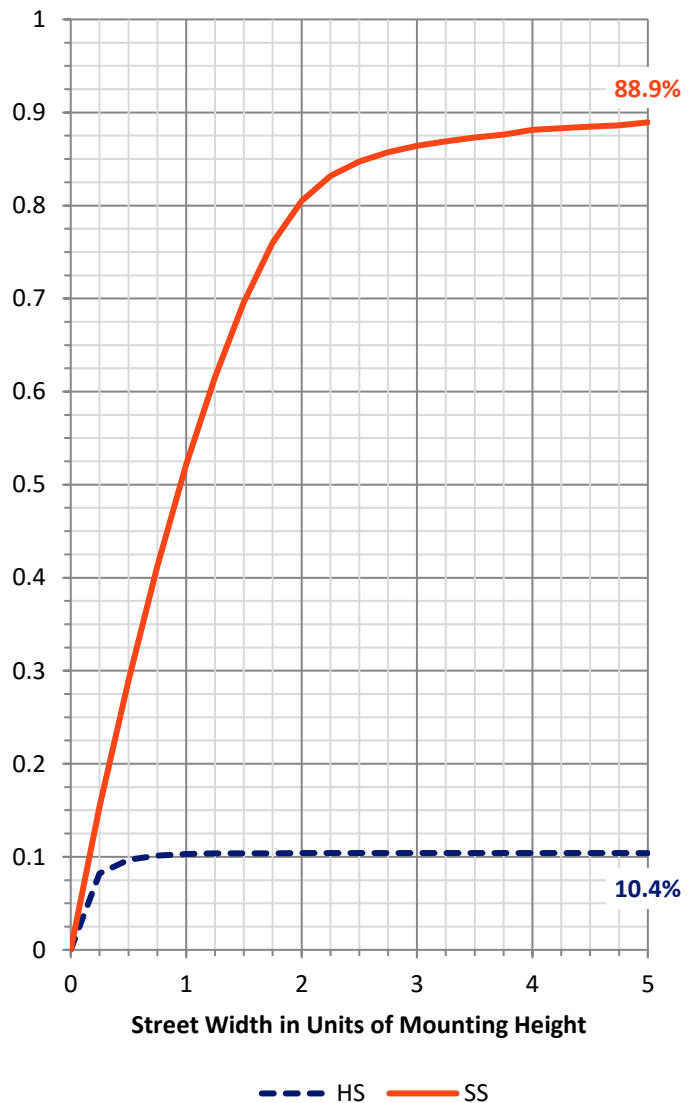
FLUX DISTRIBUTION:

		Downward	Upward	Total
House Side	Lumens	940.1	0.0	940.1
	% Fixture	10.5	0.0	10.5
Street Side	Lumens	8037.8	0.0	8037.8
	% Fixture	89.5	0.0	89.5
Total	Lumens	8977.9	0.0	8977.9
	% Fixture	100.0	0.0	100.0

Coefficient of Utilization

ZONAL LUMENS:

Zone	Lumens	% Fixture
0°-10°	227.4	2.5
10°-20°	473.4	5.3
20°-30°	633.9	7.1
30°-40°	856.9	9.5
40°-50°	1229.9	13.7
50°-60°	1812.4	20.2
60°-70°	2210.7	24.6
70°-80°	1349.9	15.0
80°-90°	183.4	2.0
90°-100°	0.0	0.0
100°-110°	0.0	0.0
110°-120°	0.0	0.0
120°-130°	0.0	0.0
130°-140°	0.0	0.0
140°-150°	0.0	0.0
150°-160°	0.0	0.0
160°-170°	0.0	0.0
170°-180°	0.0	0.0
0°-90°	8977.9	100.0
0°-180°	8977.9	100.0

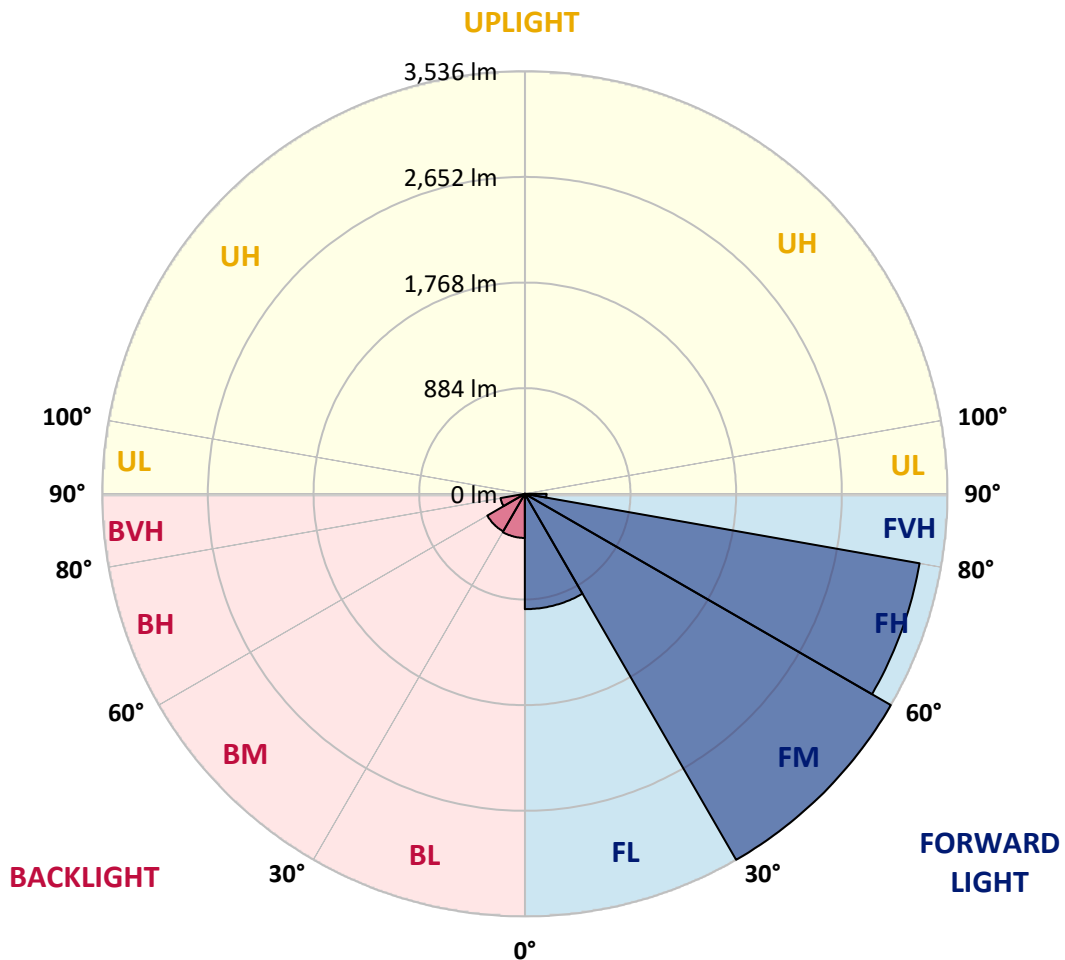


REPORT NUMBER: P677048
 CATALOG NUMBER: CCW-SA-2E-830-U-SL3-HSS

LUMINAIRE CLASSIFICATION SYSTEM LUMEN TABLE AND BUG RATING:

Zone	Lumens	% Fixture	Zone Rating/Lumen Limit		
			B	U	G
FL (0°-30°)	965.3	10.8			
FM (30°-60°)	3536.3	39.4			
FH (60°-80°)	3354.6	37.4			G2/5000
FVH (80°-90°)	181.6	2.0			G2/225
BL (0°-30°)	369.5	4.1	B1/500		
BM (30°-60°)	362.8	4.0	B1/1000		
BH (60°-80°)	206.0	2.3	B1/500		G1/500
BVH (80°-90°)	1.8	0.0			G0/10
UL (90°-100°)	0.0	0.0		U0/0	
UH (100°-180°)	0.0	0.0		U0/0	

BUG Rating: B1-U0-G2
 Type III Medium





REPORT NUMBER: P677048

CATALOG NUMBER: CCW-SA-2E-830-U-SL3-HSS

CANDELA DISTRIBUTION (FULL):

	0°	5°	15°	25°	35°	45°	55°	58°	65°	75°	85°
0°	2787.0	2787.0	2787.0	2787.0	2787.0	2787.0	2787.0	2787.0	2787.0	2787.0	2787.0
2.5°	2837.5	2848.1	2822.8	2852.3	2824.9	2837.5	2822.8	2818.6	2820.7	2822.8	2806.0
5°	2704.9	2730.2	2740.7	2723.9	2763.9	2757.6	2782.8	2784.9	2774.4	2763.9	2766.0
7.5°	2530.2	2555.5	2566.0	2576.5	2616.5	2669.1	2702.8	2681.8	2698.6	2736.5	2679.7
10°	2403.9	2397.6	2395.5	2416.5	2492.3	2536.5	2593.4	2587.0	2629.1	2664.9	2618.6
12.5°	2248.1	2235.5	2273.4	2290.2	2357.6	2435.5	2479.7	2526.0	2568.1	2606.0	2553.4
15°	2132.4	2142.9	2157.6	2193.4	2241.8	2345.0	2410.2	2454.4	2530.2	2549.2	2528.1
17.5°	2039.7	2048.2	2069.2	2088.2	2149.2	2248.1	2351.3	2403.9	2483.9	2534.4	2469.2
20°	2041.9	2016.6	2016.6	2035.5	2069.2	2187.1	2296.6	2313.4	2422.9	2509.2	2465.0
22.5°	2044.0	2035.5	2016.6	2014.5	2029.2	2113.4	2225.0	2262.9	2380.8	2481.8	2429.2
25°	2073.4	2041.9	2044.0	2014.5	2020.8	2062.9	2151.3	2208.1	2342.9	2496.5	2410.2
27.5°	2098.7	2113.4	2084.0	2071.3	2035.5	2033.4	2107.1	2155.5	2323.9	2530.2	2422.9
30°	2155.5	2166.0	2166.0	2157.6	2123.9	2075.5	2092.4	2153.4	2286.0	2523.9	2401.8
32.5°	2250.2	2231.3	2256.6	2243.9	2199.7	2123.9	2138.7	2170.3	2309.2	2603.9	2435.5
35°	2281.8	2296.6	2330.2	2302.9	2288.1	2243.9	2214.5	2237.6	2342.9	2683.9	2486.0
37.5°	2378.7	2357.6	2380.8	2441.8	2456.5	2376.5	2319.7	2353.4	2469.2	2778.6	2532.3
40°	2387.1	2403.9	2446.0	2566.0	2580.7	2547.1	2500.7	2509.2	2595.5	2900.7	2648.1
42.5°	2429.2	2448.1	2534.4	2635.5	2715.5	2721.8	2688.1	2688.1	2761.8	3096.5	2776.5
45°	2511.3	2479.7	2591.3	2761.8	2877.5	2900.7	2944.9	2934.4	2993.3	3302.7	3016.5
47.5°	2542.8	2553.4	2675.5	2881.7	3014.4	3121.7	3195.4	3197.5	3227.0	3565.9	3328.0
50°	2646.0	2643.9	2791.2	2982.8	3178.6	3374.3	3517.5	3517.5	3515.4	3822.7	3595.3
52.5°	2782.8	2778.6	2892.3	3119.6	3374.3	3620.6	3810.1	3816.4	3864.8	4138.4	3902.7
55°	3005.9	2987.0	3096.5	3264.9	3570.1	3869.0	4197.4	4199.5	4161.6	4363.7	4123.7
57.5°	3193.3	3191.2	3281.7	3443.8	3789.0	4189.0	4570.0	4626.8	4506.8	4595.2	4300.5
60°	3144.9	3172.2	3359.6	3599.6	4020.6	4588.9	4972.0	5060.4	4868.9	4753.1	4433.1
62.5°	2843.9	2907.0	3111.2	3494.3	4216.3	5169.9	5525.6	5485.6	5058.3	4887.8	4595.2
65°	2046.1	2109.2	2361.8	2936.5	3989.0	5580.4	6254.0	6072.9	5395.1	5087.8	4812.0
67.5°	1204.1	1229.3	1387.2	1873.5	2982.8	5357.2	7138.1	7152.8	6058.2	5395.1	5186.7
70°	869.4	888.3	949.4	1105.1	1652.4	4199.5	7630.6	8013.7	6978.1	5748.8	4988.9
72.5°	667.3	667.3	770.4	919.9	1052.5	2515.5	7022.3	7790.6	7178.1	5409.9	4020.6
75°	479.9	492.6	604.1	791.5	970.4	1263.0	5174.1	6182.4	6083.5	4384.7	2808.1
77.5°	275.8	282.1	425.2	663.1	911.5	867.3	3197.5	4191.1	4308.9	2744.9	1216.7
80°	141.0	145.2	237.9	524.1	825.2	755.7	1907.1	2759.7	2340.8	797.8	282.1
82.5°	69.5	69.5	107.4	334.7	701.0	669.4	1122.0	1524.0	829.4	183.1	117.9
85°	23.2	25.3	48.4	189.5	507.3	404.2	686.2	724.1	277.9	69.5	65.3
87.5°	6.3	8.4	12.6	69.5	221.0	265.2	408.4	463.1	113.7	27.4	31.6
90°	0.0	0.0	0.0	0.0	0.0	0.0	0.0	0.0	0.0	0.0	0.0



REPORT NUMBER: P677048

CATALOG NUMBER: CCW-SA-2E-830-U-SL3-HSS

CANDELA DISTRIBUTION (continued):

	90°	95°	105°	115°	125°	135°	145°	155°	165°	175°	180°
0°	2787.0	2787.0	2787.0	2787.0	2787.0	2787.0	2787.0	2787.0	2787.0	2787.0	2787.0
2.5°	2742.8	2728.1	2711.2	2669.1	2635.5	2591.3	2561.8	2538.6	2494.4	2502.8	2483.9
5°	2715.5	2688.1	2591.3	2498.6	2414.4	2286.0	2197.6	2140.8	2094.5	2048.2	2081.8
7.5°	2667.0	2601.8	2450.2	2277.6	2098.7	1930.3	1761.9	1660.8	1587.2	1519.8	1517.7
10°	2584.9	2479.7	2241.8	2016.6	1740.8	1519.8	1305.1	1136.7	1027.2	947.3	945.1
12.5°	2492.3	2382.9	2084.0	1717.7	1399.8	1088.3	831.5	652.6	549.4	486.3	477.8
15°	2433.4	2273.4	1886.1	1452.5	1058.8	709.4	461.0	349.4	309.4	294.7	294.7
17.5°	2357.6	2174.5	1690.3	1176.7	734.6	410.5	298.9	269.4	267.3	263.1	258.9
20°	2326.0	2098.7	1515.6	938.8	465.2	290.5	256.8	250.5	250.5	246.3	242.1
22.5°	2241.8	1989.2	1330.4	688.3	309.4	254.7	242.1	233.7	229.4	225.2	229.4
25°	2203.9	1911.3	1155.6	475.7	252.6	227.3	221.0	212.6	206.3	204.2	204.2
27.5°	2178.7	1833.5	985.1	330.5	223.1	208.4	195.8	189.5	181.0	172.6	172.6
30°	2159.7	1772.4	821.0	244.2	200.0	185.2	174.7	160.0	149.5	141.0	141.0
32.5°	2134.5	1700.8	656.8	208.4	181.0	166.3	147.4	134.7	120.0	113.7	113.7
35°	2142.9	1652.4	515.7	185.2	162.1	143.1	126.3	109.5	94.7	88.4	86.3
37.5°	2159.7	1616.6	391.5	166.3	145.2	124.2	105.3	86.3	77.9	69.5	69.5
40°	2231.3	1606.1	288.4	153.7	132.6	109.5	88.4	71.6	63.2	56.8	54.7
42.5°	2351.3	1620.9	223.1	138.9	120.0	92.6	73.7	58.9	50.5	44.2	42.1
45°	2505.0	1677.7	183.1	130.5	105.3	77.9	58.9	48.4	37.9	33.7	33.7
47.5°	2728.1	1766.1	160.0	120.0	92.6	65.3	50.5	37.9	29.5	25.3	25.3
50°	2980.7	1867.1	141.0	107.4	80.0	54.7	40.0	29.5	21.1	18.9	18.9
52.5°	3233.3	1995.5	130.5	98.9	69.5	44.2	31.6	21.1	14.7	12.6	12.6
55°	3498.5	2109.2	117.9	92.6	56.8	35.8	23.2	12.6	8.4	6.3	6.3
57.5°	3683.8	2153.4	103.1	80.0	44.2	27.4	16.8	8.4	4.2	2.1	2.1
60°	3816.4	2159.7	88.4	65.3	33.7	21.1	10.5	4.2	2.1	0.0	0.0
62.5°	3927.9	2172.4	75.8	50.5	25.3	14.7	6.3	2.1	0.0	0.0	0.0
65°	4149.0	2161.8	61.0	40.0	16.8	8.4	4.2	0.0	0.0	0.0	0.0
67.5°	4323.7	2056.6	48.4	27.4	10.5	4.2	2.1	0.0	0.0	0.0	0.0
70°	3824.8	1568.2	37.9	18.9	6.3	2.1	0.0	0.0	0.0	0.0	0.0
72.5°	3003.8	1046.2	25.3	10.5	4.2	2.1	0.0	0.0	0.0	0.0	0.0
75°	1970.3	519.9	18.9	6.3	2.1	0.0	0.0	0.0	0.0	0.0	0.0
77.5°	766.2	136.8	12.6	4.2	0.0	0.0	0.0	0.0	0.0	0.0	0.0
80°	185.2	46.3	6.3	2.1	0.0	0.0	0.0	0.0	0.0	0.0	0.0
82.5°	80.0	16.8	4.2	2.1	0.0	0.0	0.0	0.0	0.0	0.0	0.0
85°	48.4	8.4	2.1	0.0	0.0	0.0	0.0	0.0	0.0	0.0	0.0
87.5°	25.3	4.2	2.1	2.1	0.0	0.0	0.0	0.0	0.0	0.0	0.0
90°	0.0	0.0	0.0	0.0	0.0	0.0	0.0	0.0	0.0	0.0	0.0

(END OF REPORT)